

Pre-owned Equipment Catalog

APRIL 2023

LOCKFORMER 16ga PITTSBURGH ROLLFORMER (STK#9940)

- Model: 16
- Serial #: 12264
- Capacity: 16 - 20 ga mild steel
- Includes drive cleat rolls - 20-26 ga
- Speed: 40-45 FPM
- Power: 3 HP - 230/3/60

\$8,495

[LEARN MORE](#)



HYD-MECH S-23A HORIZONTAL AUTOMATIC BANDSAW (STK#10204)

- Capacity:
 - at 90 degrees - 16" x 20" rectangle / 16" round
 - at 45 degrees - 16" x 14" rectangle / 14" round
 - at 30 degrees - 16" x 8-1/2" rectangle / 8-1/2" round
- Blade size: 1.25" x 16'-10"
- Blade drive motor: 8.8 HP - VFD
- Coolant tank capacity: 2 gallons
- Work load: 5,000 lbs
- Machine weight: 4,200 lbs
- Dimensions: 101" x 95" x 61"
- Electrics: 230V 3Ph 20.6FLA

\$34,995

[LEARN MORE](#)



TENNSMITH 52" X 16ga FOOT SHEAR (STK#10131)

- Model: 52 Tennsmith Foot Shear - New in 2014
- Shearing length: 52"
- Capacity: 16ga mild steel
- Back gauge travel: 30"
- Dimensions (with gauges in place): 60" x 80"
- Weight: 950 lbs
- Includes: Front support arm and rear operated manual back gauge
- In good condition

\$4,195

[LEARN MORE](#)



LOCKFORMER QUICKLOCK CLINCHING MACHINE (STK#10066)

- Capacity: 16-30ga mild steel
- Throat depth: 18"
- Stroke: 1.75"
- Air requirement: 100 PSI
- Weight: 1140 lbs
- Good condition

\$6,995

[LEARN MORE](#)



SALVAGNINI 14' X 242 TON PRESS BRAKE (STK#10166)

- Model: B3.220.4250 - new in 2016
- Bending length: 167"
- Distance between side frames: 145.5"
- Tonnage: 242 US tons
- Stroke: 17.7"
- Open height: 27.6"
- Main motor: 34.6 HP
- Dimensions: 210" x 82" x 146"
- Weight: 52,600 lbs approximate

\$340,000

[LEARN MORE](#)



ROPER WHITNEY 4' X 16 GA BOX & PAN BRAKE (STK#10157)

- Length of bed: 48-1/4"
- Max. capacity: 16ga mild steel
- Finger widths: 2", 3" & 4"
- Box depth: 4"
- Weight: 495 lbs
- Includes stand on casters
- Very good condition

\$2,495

[LEARN MORE](#)



CHEVALIER PRECISION SURFACE GRINDER (STK#7813-C)

- Model: FSG-1020AD
- Serial #: 25124
- Includes programmable automatic control
- Electrics: 208V 3PH 60Hz
- Good condition

\$5,495

[LEARN MORE](#)



DURMA VARIABLE ANGLE CORNER NOTCHER (STK#10002)

- Model: DURMA01-VN2006
- Cutting Angle: 30 - 140 degrees - variable
- Blade gap adjustment: Automatic
- Blade length: 7.87" (200 mm)
- Max. capacity: 1/4" (6 mm) mild steel
- Strokes per minute:
 - 52 at max cutting length
 - 94 at 1.97" (50 mm)
- Motor: 7.5 HP - 575/3/60
- Dimensions: 51" x 35" x 41"
- Weight: 2,450 lbs

\$11,995

[LEARN MORE](#)



DURMA ADE 37160 - 12' X 175 TON PRESS BRAKE (STK#10093)

- Model: AD-E 37160 (new in 2007)
- Tonnage: 175 tons
- Bending length: 145"
- Distance between side frames: 122"
- Daylight: 16.93"
- Stroke: 7.87"
- Throat depth: 13.78"
- Back gauge travel: 24"
- Dimensions: 193" x 72" x 106"
- Weight: 25,375
- Includes: Cybelec DU 6000 control, manual crowning, (3) back gauge fingers

\$69,995

LEARN MORE



BAILEIGH 10FT X 14GA HYDRAULIC BOX & PAN BRAKE (STK#10075)

- Capacity: 120" x 14ga mild steel (18ga stainless)
- Box depth: 6"
- Minimum reverse bend: 1/2"
- Bending angle : 0-135 degrees
- Electrics: 220/3/60
- Programmable bend angle with automatic return
- Hydraulic clamp, bend and return
- Adjustable beam for varying sheet thickness
- Finger assortment: (6) 3", (4) 4", (10) 5", (6) 6"
- Weight: 5830 lbs.
- Motor 3 HP
- Dimensions: 153" x 46" x 67"

\$29,995

LEARN MORE



EM-PRO POWER INITIAL PINCH (SLIP) ROLLERS

Model	R-2420E	R-3622E	R-5016E
Capacity (Mild Steel)	20ga	22ga	16ga
Length	2 ft.	3 ft.	4 ft.
Diameter Of Roll	2"	2"	3"
Wire Grooves	3	3	3
Min. Forming Radius	1.4"	1.4"	2"
Roll Speed	38 rpm	38 rpm	16 rpm
Packaging Size	41" x 23" x 45"	53" x 23" x 45"	73" x 20" x 45"
Gross Weight (lbs)	365 lbs	440 lbs	660 lbs
Price	\$3,350	\$3,795	\$5,495

**NEW
EQUIPMENT**



LEARN MORE

EM-PRO HYDRAULIC 52" SHEARS

- Capacity: 14ga and 10ga mild steel
- Includes: 24" rack and pinion back gauge, front material support arms
- Single stroke, continuous stroke and jog modes

Model	Description	Price
H5214	52" x 14ga Hyd Shear 220/3 Phase	\$12,995
	52" x 14ga Hyd Shear 575/3 Phase	\$12,995

Model	Description	Price
H5210	52" x 10ga Hyd Shear 220/1 Phase	\$15,995
	52" x 10ga Hyd Shear 220/3 Phase	\$15,495
	52" x 10ga Hyd Shear 575/3 Phase	\$15,495

Model	Description	Price
H6014	60" x 14ga Hyd Shear 230/3 Phase	\$14,995

**NEW
EQUIPMENT**



LEARN MORE

EM-PRO POWER SLITTER

- Model: SFS-548
- Capacity: 5 cuts in 26ga mild steel
- Includes 5 sets of slitter knives
- Maximum material width: 48"
- Speed: 60 fpm (approximately)
- Electrics: 220V 1PH 60Hz
- Motor: 1HP
- Dimensions: 72" x 48" x 52"
- Weight: 1,000 lbs

\$9,995

LEARN MORE

NEW EQUIPMENT




TIN KNOCKER BARFOLDER

- Model: TK No. 30
- Capacity: 22ga
- Max. folding length: 30"
- Flange width range: 1/8"-1"
- Dimensions: 48" x 20" x 13"
- Shipping weight: 334 lbs.

\$5,445

LEARN MORE

NEW EQUIPMENT



TINKNOCKER MANUAL BENCH MODEL BOX & PAN BRAKES

Model	TK 1648	TK 2248
Capacity	4ft 16ga	4ft 22ga
Max. Beam Lift	1.25"	7/8"
Max. Box Depth	4"	3"
Min. Reverse Bend	0.25"	5/16"
Min. Flange	1"	3/8"
Dimensions, Weight	64 x 28 x 32 in, 493 lbs	64 x 28 x 32 in, 356 lbs
Price	\$2,995	\$1,995

Shown with optional floor stand.

LEARN MORE

NEW EQUIPMENT



JOUANEL 10ft 16ga CNC FOLDER

- Model: PTS3100
- Capacity: 122' x 12ga
- AMS pathfinder 19" touchscreen control (US made)
- Manual crowning adjustment of lower folding beam
- 20 degree upper folding tool
- Back gauge travel: 39.5"
- Dual foot pedal (single or double operation)
- Fingers for big and small end
- Safety light curtain included

\$108,995

LEARN MORE



WATCH
YOUTUBE
VIDEO

 **MADE IN
FRANCE**



**NEW
EQUIPMENT**

JOUANEL CGII3080A-BAE SHEAR

- Model: CGI3080-BAE
- Cutting Length: 10ft
- Capacity: 14ga aluminum, 16ga mild steel
- Speed: 25 strokes/minute
- Sheet support system
- Front material return with mobile cart
- Adjustable backgauge fingers
- CNC touch screen control
- Motorized backgauge
- Electrics: 220V 3PH 60Hz

\$49,995

LEARN MORE



WATCH
YOUTUBE
VIDEO

 **MADE IN
FRANCE**



**NEW
EQUIPMENT**


DUAL SIDE DRIVE PLASMA TABLE

- Model: 510
- Cutting area: 5'x10'
- Compact unitized construction
- Fully-welded frame, heavy duty material support
- 6"x6" precision machined aluminum gantry engineered for maximum stiffness, 5.5" clearance under gantry
- Oversized self-cleaning dual v-groove bearings riding on hardened machined v-guide rails
- Dual linear bearings on Z axis for smooth lifter motion
- Powerful stepper motors with zero backlash drive system
- Torch height controller with roller ball
- Touchscreen controller in industrial housing
- Integrated SilverNest CAD/CAM/CNC software designed to be user friendly for the novice or the experienced operator
- Laser cut slat brackets with offset slat pattern for increased table rigidity
- Dual side drive with fully enclosed Z axis motor, custom end trucks, all axis cable track

Starting at \$57,995


LEARN MORE

EMPRO



**INSTALLATION
& TRAINING
INCLUDED**

**NEW
EQUIPMENT**



BUY. TRADE. CONSIGN.

High quality parts, when you need them.

Our used equipment inventory has always been fairly dynamic with new pieces coming through our facility. If there is a particular piece of equipment that you are looking for but have not seen let us know as we may just have the piece going through our service department.

We also have a large network that we can tap into to find the piece you are looking for if it something we do not currently have.

With lead times on new equipment being what they currently are we have been very successful in helping customers with finding good reconditioned equipment that we can get them within the time frames they need. At the end of the day our success is really invested in your success.

Have equipment you want to upgrade or get rid of? We can help.

You can sell your machine to us, trade it towards another piece of equipment, or you can put it on consignment and let us do the work for you.



Sean Mashinter

President & CEO
Empire Machinery & Tools Ltd

Direct: **204.697.0880**

Office: **204.779.7791 (ext. 207)**

Cell: **204.795.0100**

Email: sean@empire-machinery.com



390 Eagle Drive
Winnipeg, MB
R3C 2E6 Canada

sales@empire-machinery.com
1.800.665.8089
empire-machinery.com

Prices are subject to change without notice.
All prices are in Canadian dollars unless
otherwise stated.